

If you are out-of-province...

If you require medical attention in the meantime, you must use your current health card. Costs should be covered under your province of origin's health plan.

However, should a doctor refuse your card, you will need to cover the costs. You can get reimbursed by your province's health plan by taking the necessary steps. To obtain your card, you present yourself to: La Régie de l'assurance maladie du Québec...

425 boulevard de Maisonneuve ouest
Montréal
(514) 864-3411

IF YOU ARE
OU-OF-PROVINCE OR
FROM ANOTHER
COUNTRY YOU WILL NEED
TO PIECES OF ID

Other province :

- ✎ Your birth certificat of your province of origin **or**
- ✎ Your medical care card of province of your origin province **or**
- ✎ Your canadien citizenship certificate **or**
- ✎ A copy of your birth certificate **or**
- ✎ Your canadien passport.

AND

- ✓ Have in hand a document that validates your Quebec residency **and**
- ✓ Have a picture of you taken at the pharmacy (5\$) and authorized by a CLSC **and**
- ✓ Fill out document.

Other country:

- ✓ The document completed **and**
- ✓ The document confirming your citizenship or your permanent residency card **and**,
- ✓ A Quebec residency proof.

IF
YOU HAVE NOT
OBTAINED YOUR
MEDICARE CARD
IN THE DELAYS
REQUESTED
BY YOUR DOCTOR

Your treatment could
be interrupted!

How to obtain
your health
insurance card ?



Replacing your birth certificate

Your birth certificate is considered a valid piece of ID toward acquiring your health card.

2 identifications are necessary to obtain your birth certificate:

- ✓ With a picture ID
- ✓ with a proof of residency

If you do not have a photo ID, a guarantor who has known you for more than 2 years can validate your identity. A guarantor is a professional who is a member of a professional association, such as a nurse or doctor.

A telephone bill, driver's license or social assistance stub are considered valid proofs of residency.

You must present yourself to the office of *Le Directeur de l'État Civil*.

2050 Bleury Street, 6 th floor

Montreal

Telephone : (514) 864-3900

And follow these procedures:

- Complete the form (cost: 15\$)
- Choose the full size option health insurance purposes
- Present 2 pieces of ID

Getting your health insurance card

You will need:

- ✓ the birth certificate (preferably)
- ✓ a photograph of yourself, taken at any pharmacy and validated by your CLSC
- ✓ a completed request form

Cost: 15\$ (free if you are receiving social assistance and your card has not been expired for more than 6 months).

You must present yourself to the:

Regie de l'assurance Maladie du Québec

425 de Maisonneuve blvd west






Montreal

(514) 864-3411

You can expect a delay of 30 days or so before receiving your card.

If you don't have your birth certificate...

You must present 2 of the following pieces of ID to obtain your health insurance card:

-  A driver's license
-  an expired health insurance card
-  immigration documents
-  passport
-  a name or sex change certificate



If you are without any ID and with no fixed address...

You may stop by the CLSC des Faubourgs every Tuesday of Thursday at 1 pm:

**1250 Sanguinet Street
Montreal
(514) 527-9565**

You need to have on hand :

- ✓ 2\$
- ✓ Any piece of ID you have

Your request will be accepted with or without proof of ID. The professionals at the CLSC des Faubourgs will assist you on-site. You will receive a temporary card—valid for 1 year only. It can take up to 2 months to receive your card.

Talk to your counselor at Cran if you wish to undertake this process via The Centre Dollard-Cormier.